

Business Agility Profile™

Vitals Check

Report for EXAMPLE



MONTH YEAR

Report prepared by REPORT AUTHOR

TABLE OF CONTENTS

1. What's the Bottom Line? 3

Key findings, benchmarks, and the business agility index

2. What's the Range of Business Agility? 4

Transformation trends and organizational inertia

3. What are Your Business Capabilities? 5

Within the Domains of Business Agility

4. How Do You Compare? 6

Further benchmark information

5. Breakdown by Policies & Procedures 7


The impact of governance systems

6. Breakdown by Area and Capability 8

Further benchmark information

7. Profile Demographics and Statistics 13

How this profile was undertaken and who took part



What is Business Agility?

Business agility is a set of organizational capabilities, behaviors, and ways of working that affords your business the freedom, flexibility, and resilience to achieve its purpose. *No matter what the future brings.*

What is the Business Agility Profile?

The **Vitals Check** summarizes the progress EXAMPLE has made towards the behaviors and capabilities of business agility.

In Q1, 2024, the Business Agility Institute conducted a high-level behavioral study of EXAMPLE – summarizing the business impact of your investment in organizational change to date. A more detailed evaluation can be conducted as part of a full **Business Agility Profile™**.

BUSINESS AGILITY INDEX

WHAT'S THE BOTTOM LINE?

EXAMPLE demonstrates a **good** level of business agility across the organization, overall scoring **64 / 100**.

KEY FINDINGS

Business agility at **EXAMPLE** is emerging across most business areas, with many already well established.

Lorem ipsum dolor sit amet, consectetur adipiscing elit. Aliquam id eros molestie, pellentesque quam sed, semper lacus. Integer gravida at odio eget interdum.

Duis vulputate quis lorem vitae ornare.

Disclaimer: The Vitals Check report is a cursory summary based on limited data. It is intended to provide general direction and should not be used to make significant strategic decisions.

YOUR SCORE VS BENCHMARK

Lorem ipsum dolor sit amet, consectetur adipiscing elit. Vestibulum condimentum pharetra dui, eu consectetur dolor sagittis vel. Sed tempus pellentesque nulla.

It is important to note that this comparison is against firms that are investing in a business agility journey – this is not a truly random sample of organizations.



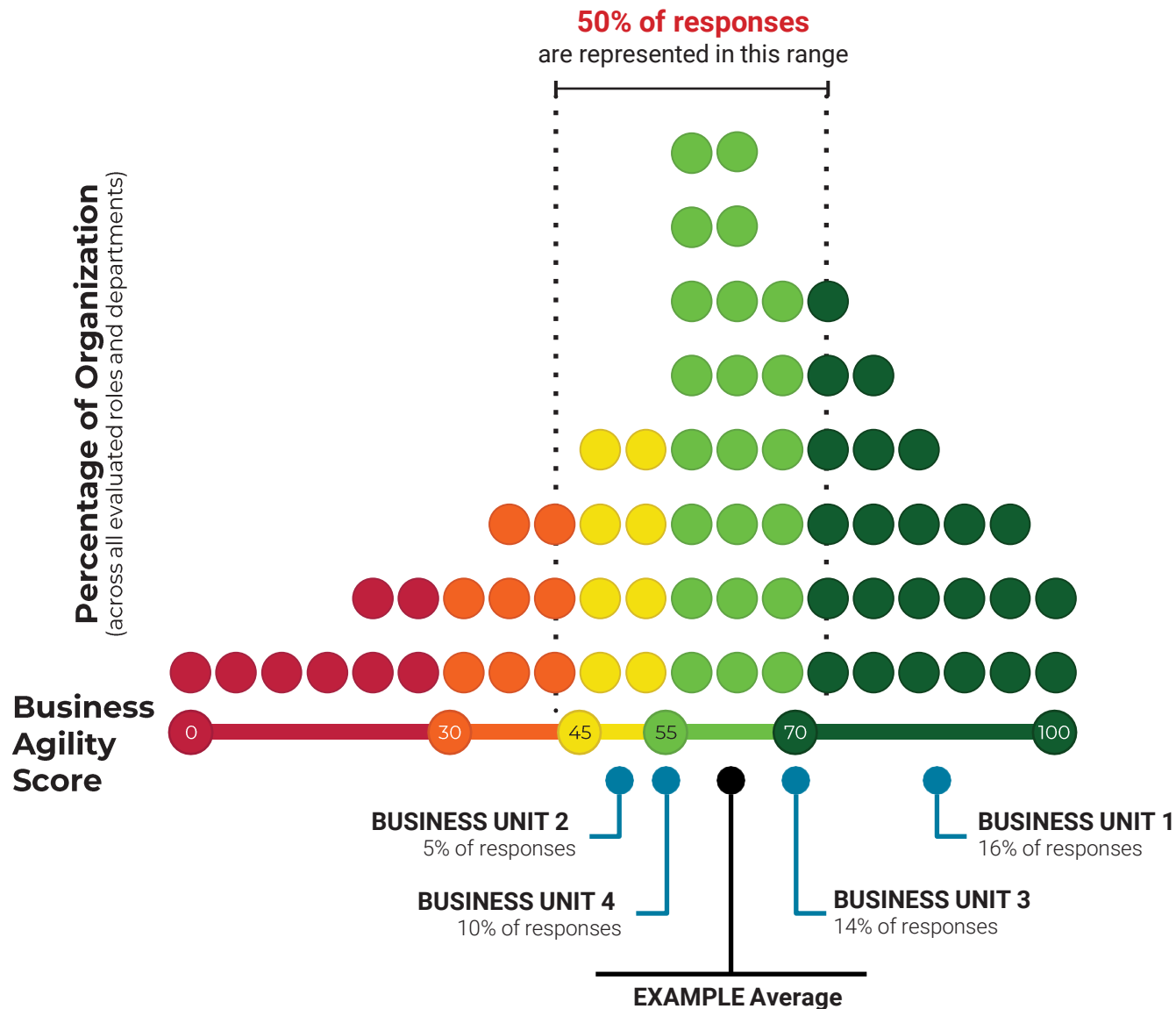
- HIGH-LEVEL BENCHMARK**
- 45** **Global Benchmark** (1,861 Companies)
You are **above** the benchmark
 - 45** **INDUSTRY Competitor Benchmark** (212 Companies)
You are **above** the benchmark
 - 45** **REGION Competitor Benchmark** (163 Companies)
You are **above** the benchmark

KEY

0+ Low **30+** Fair **45+** Moderate **55+** Good **70+** Great



WHAT'S THE RANGE OF BUSINESS AGILITY?



HOW TO READ THE CHART

This is the range of business agility demonstrated across all evaluated teams and functions in EXAMPLE.

The height at each point shows the percentage of the organization operating at this level. Whereas the higher the score (horizontal), the better they operate.

Scores are calculated from both **behavioral data & evidence reviews** and scaled (from 0 to 100) based on the variance in responses.

EXAMPLE's range of responses is high with clearly divergent capabilities and experience across the organization. This is larger than average and shows an organization in tension with itself.

By Business Unit, "BUSINESS UNIT #1" demonstrated the highest levels of business agility.



SUMMARY OF BUSINESS CAPABILITIES

Learn more about the Domains and Capabilities of Business Agility at <https://bainst.co/domains>



OBSERVATIONS OF NOTE

Lorem ipsum dolor sit amet, consectetur adipiscing elit. Sed et lorem sit amet diam feugiat lobortis. Ut dignissim vestibulum ipsum, nec pellentesque risus dignissim sed. Pellentesque egestas et nunc non pretium. Donec tempor orci lorem, tempus scelerisque est auctor non.

Caveat: The Vitals Check report is a cursory summary based on a small sample size. This summary of business capabilities is intended to provide general direction and high-level insights.

Engaged Culture



Cultivate a Learning Organization



Engage Transparently & Courageously



Embed Psychological Safety



Act as One

Responsive Customer-Centricity



Fiercely Champion the Customer



Sense & Respond Proactively



Integrate Diverse Ideas

People-First Leadership



Foster Authentic Relationships



Empower with Accountability



Realize People's Potential

Flexible Operations



Adapt Strategies Seamlessly



Fund Work Dynamically



(Re)organize Structures Fluidly



Balance Governance & Risk

Value-Based Delivery



Unleash Workflow Creatively



Prioritize. Prioritize. Prioritize.



Deliver Value Sooner

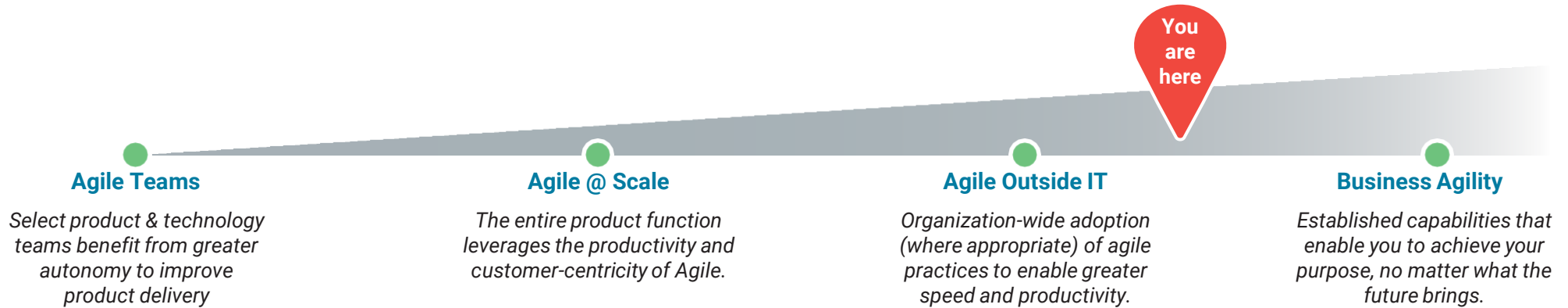


Seize Emergent Opportunities



TRANSFORMATION BENCHMARK

HOW DO YOU COMPARE?



TIME ON JOURNEY

EXAMPLE

VS

Industry Average*

Years



* Of companies undertaking a business agility transformation, 72% started 2 years ago, while 12% have been on the journey for more than eight years.

SCOPE OF TRANSFORMATION

EXAMPLE

VS

Industry Average*

% of Organization



% OF ORGANIZATIONS
TRANSFORMING THEIR
ENTIRE ORGANIZATION

13%



BREAKDOWN BY POLICIES & PROCEDURES

Procurement Policies and Procedures: Not Evaluated

Lorem ipsum dolor sit amet, consectetur adipiscing elit. Fusce faucibus enim non sem molestie, ac pulvinar velit tincidunt.

Innovation Policies & Procedures: 53

Lorem ipsum dolor sit amet, consectetur adipiscing elit. Proin sollicitudin eget nisl ut dapibus. Mauris molestie consequat tellus vitae luctus.

Corporate Strategy (Strategic Agility): 65

Lorem ipsum dolor sit amet, consectetur adipiscing elit. Ut consectetur bibendum tempor. In vitae ultrices ante. In hac habitasse platea dictumst. Nulla luctus blandit elit, id sollicitudin felis finibus sed.

Work / Delivery Policies and Procedures: 67

Lorem ipsum dolor sit amet, consectetur adipiscing elit. Sed facilisis viverra mauris at blandit. Sed auctor iaculis ultrices. Nam volutpat lorem metus.

General Evidence: 72

Lorem ipsum dolor sit amet, consectetur adipiscing elit. Praesent quis ligula dolor. Suspendisse ac velit nulla. Duis at rutrum dolor.

People Policies and Procedures: 74

Lorem ipsum dolor sit amet, consectetur adipiscing elit. Duis venenatis, dui non efficitur rhoncus, ligula tortor tempus felis, id aliquam mi metus ac ipsum.

Finance Policies & Procedures: 81

Lorem ipsum dolor sit amet, consectetur adipiscing elit. Proin sed laoreet erat. Integer in libero vel felis lacinia molestie. Nulla suscipit nisi non metus feugiat lobortis.



GENERAL SUMMARY

Caveat: These insights are based on the observations from survey participants, not a formal evaluation of EXAMPLE policies and procedures.

Lorem ipsum dolor sit amet, consectetur adipiscing elit. Aliquam id vestibulum nunc. Aliquam erat volutpat. In ornare purus non ipsum placerat dictum a sit amet urna. Lorem ipsum dolor sit amet, consectetur adipiscing elit.

Donec lobortis, mauris eget tincidunt ultricies, tellus sem lobortis quam, vel convallis tortor orci vitae lectus. Proin sodales, nisl et gravida sagittis, lectus odio consequat turpis, sit amet laoreet risus orci sed diam.

Quisque vel pretium mi. Curabitur cursus ante elit, vel lacinia purus interdum at. Etiam justo dui, viverra fermentum blandit et, tristique et quam.



DOMAINS OF BUSINESS AGILITY

ENGAGED CULTURE



Observations of Note:

1. Lorem ipsum dolor sit amet, consectetur adipiscing elit. Aliquam id vestibulum nunc. Aliquam erat volutpat. In ornare purus non ipsum placerat dictum a sit amet urna. Lorem ipsum dolor sit amet, consectetur adipiscing elit.
2. Donec lobortis, mauris eget tincidunt ultricies, tellus sem lobortis quam, vel convallis tortor orci vitae lectus.



Observations of Note:

1. Lorem ipsum dolor sit amet, consectetur adipiscing elit. Aliquam id vestibulum nunc. Aliquam erat volutpat. In ornare purus non ipsum placerat dictum a sit amet urna. Lorem ipsum dolor sit amet, consectetur adipiscing elit.
2. Donec lobortis, mauris eget tincidunt ultricies, tellus sem lobortis quam, vel convallis tortor orci vitae lectus.



Observations of Note:

1. Lorem ipsum dolor sit amet, consectetur adipiscing elit. Aliquam id vestibulum nunc. Aliquam erat volutpat. In ornare purus non ipsum placerat dictum a sit amet urna. Lorem ipsum dolor sit amet, consectetur adipiscing elit.
2. Donec lobortis, mauris eget tincidunt ultricies, tellus sem lobortis quam, vel convallis tortor orci vitae lectus.

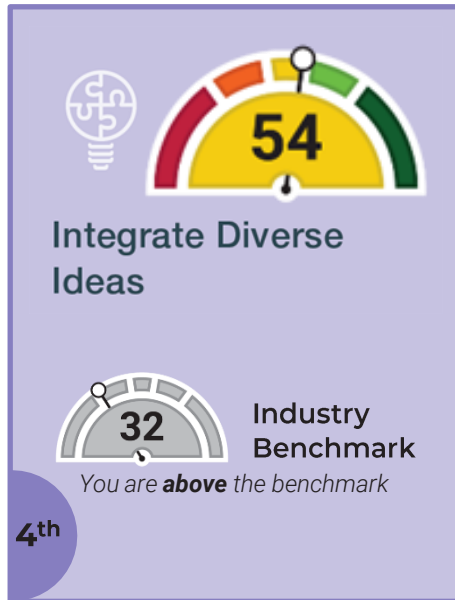


Observations of Note:

1. Lorem ipsum dolor sit amet, consectetur adipiscing elit. Aliquam id vestibulum nunc. Aliquam erat volutpat. In ornare purus non ipsum placerat dictum a sit amet urna. Lorem ipsum dolor sit amet, consectetur adipiscing elit.
2. Donec lobortis, mauris eget tincidunt ultricies, tellus sem lobortis quam, vel convallis tortor orci vitae lectus.

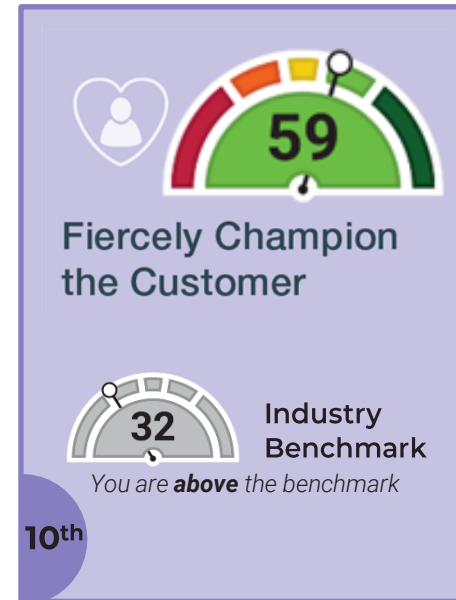


RESPONSIVE CUSTOMER-CENTRICITY



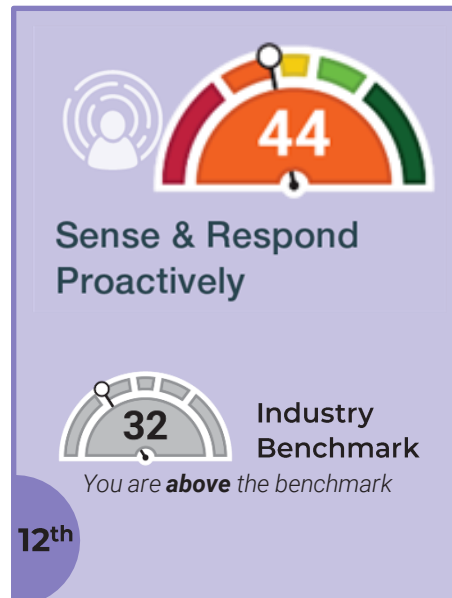
Observations of Note:

1. Lorem ipsum dolor sit amet, consectetur adipiscing elit. Aliquam id vestibulum nunc. Aliquam erat volutpat. In ornare purus non ipsum placerat dictum a sit amet urna. Lorem ipsum dolor sit amet, consectetur adipiscing elit.
2. Donec lobortis, mauris eget tincidunt ultricies, tellus sem lobortis quam, vel convallis tortor orci vitae lectus.



Observations of Note:

1. Lorem ipsum dolor sit amet, consectetur adipiscing elit. Aliquam id vestibulum nunc. Aliquam erat volutpat. In ornare purus non ipsum placerat dictum a sit amet urna. Lorem ipsum dolor sit amet, consectetur adipiscing elit.
2. Donec lobortis, mauris eget tincidunt ultricies, tellus sem lobortis quam, vel convallis tortor orci vitae lectus.



Observations of Note:

1. Lorem ipsum dolor sit amet, consectetur adipiscing elit. Aliquam id vestibulum nunc. Aliquam erat volutpat. In ornare purus non ipsum placerat dictum a sit amet urna. Lorem ipsum dolor sit amet, consectetur adipiscing elit.
2. Donec lobortis, mauris eget tincidunt ultricies, tellus sem lobortis quam, vel convallis tortor orci vitae lectus.




PEOPLE-FIRST LEADERSHIP



Observations of Note:

1. Lorem ipsum dolor sit amet, consectetur adipiscing elit. Aliquam id vestibulum nunc. Aliquam erat volutpat. In ornare purus non ipsum placerat dictum a sit amet urna. Lorem ipsum dolor sit amet, consectetur adipiscing elit.
2. Donec lobortis, mauris eget tincidunt ultricies, tellus sem lobortis quam, vel convallis tortor orci vitae lectus.



Observations of Note:

1. Lorem ipsum dolor sit amet, consectetur adipiscing elit. Aliquam id vestibulum nunc. Aliquam erat volutpat. In ornare purus non ipsum placerat dictum a sit amet urna. Lorem ipsum dolor sit amet, consectetur adipiscing elit.
2. Donec lobortis, mauris eget tincidunt ultricies, tellus sem lobortis quam, vel convallis tortor orci vitae lectus.

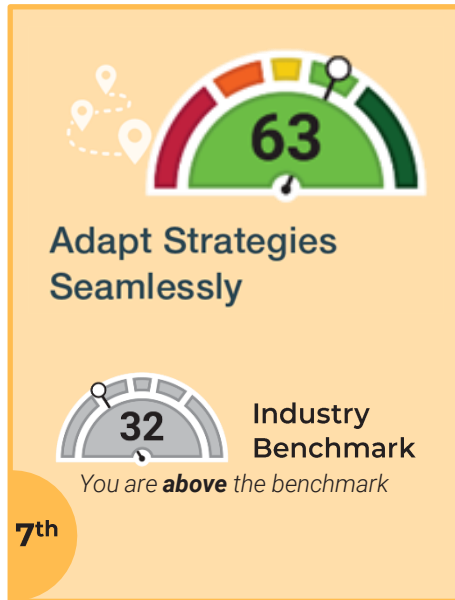


Observations of Note:

1. Lorem ipsum dolor sit amet, consectetur adipiscing elit. Aliquam id vestibulum nunc. Aliquam erat volutpat. In ornare purus non ipsum placerat dictum a sit amet urna. Lorem ipsum dolor sit amet, consectetur adipiscing elit.
2. Donec lobortis, mauris eget tincidunt ultricies, tellus sem lobortis quam, vel convallis tortor orci vitae lectus.

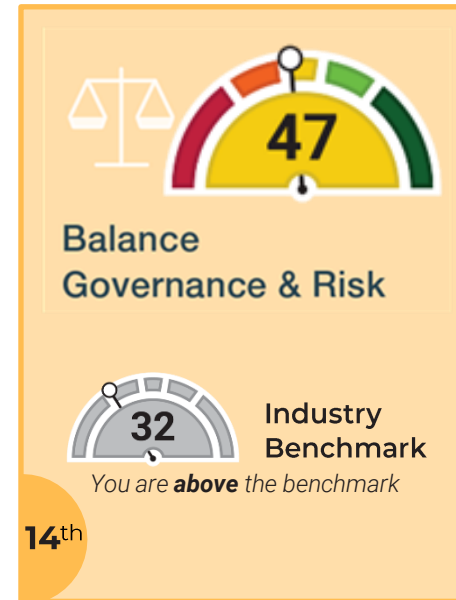


FLEXIBLE OPERATIONS



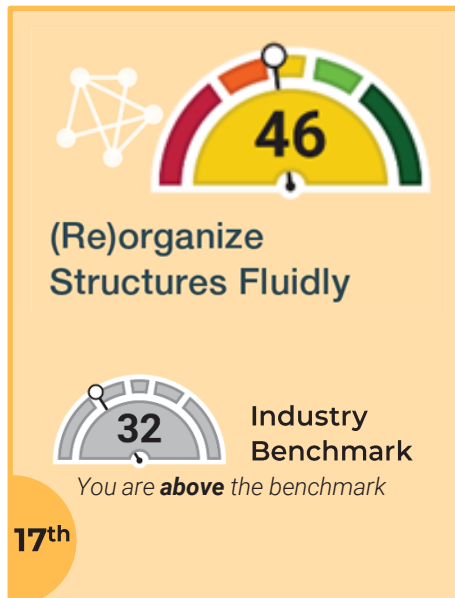
Observations of Note:

1. Lorem ipsum dolor sit amet, consectetur adipiscing elit. Aliquam id vestibulum nunc. Aliquam erat volutpat. In ornare purus non ipsum placerat dictum a sit amet urna. Lorem ipsum dolor sit amet, consectetur adipiscing elit.
2. Donec lobortis, mauris eget tincidunt ultricies, tellus sem lobortis quam, vel convallis tortor orci vitae lectus.




Observations of Note:

1. Lorem ipsum dolor sit amet, consectetur adipiscing elit. Aliquam id vestibulum nunc. Aliquam erat volutpat. In ornare purus non ipsum placerat dictum a sit amet urna. Lorem ipsum dolor sit amet, consectetur adipiscing elit.
2. Donec lobortis, mauris eget tincidunt ultricies, tellus sem lobortis quam, vel convallis tortor orci vitae lectus.



Observations of Note:

1. Lorem ipsum dolor sit amet, consectetur adipiscing elit. Aliquam id vestibulum nunc. Aliquam erat volutpat. In ornare purus non ipsum placerat dictum a sit amet urna. Lorem ipsum dolor sit amet, consectetur adipiscing elit.
2. Donec lobortis, mauris eget tincidunt ultricies, tellus sem lobortis quam, vel convallis tortor orci vitae lectus.

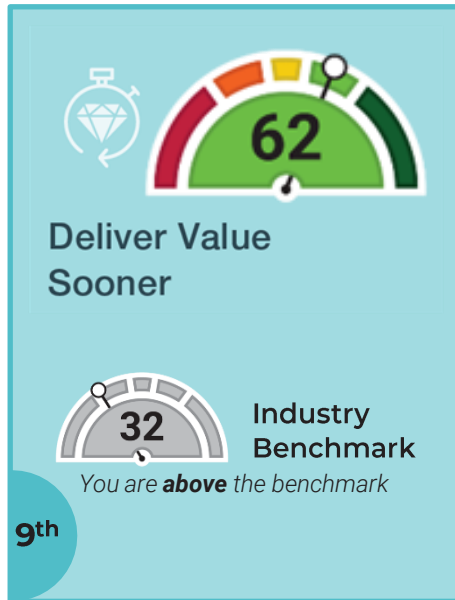


Observations of Note:

1. Lorem ipsum dolor sit amet, consectetur adipiscing elit. Aliquam id vestibulum nunc. Aliquam erat volutpat. In ornare purus non ipsum placerat dictum a sit amet urna. Lorem ipsum dolor sit amet, consectetur adipiscing elit.
2. Donec lobortis, mauris eget tincidunt ultricies, tellus sem lobortis quam, vel convallis tortor orci vitae lectus.

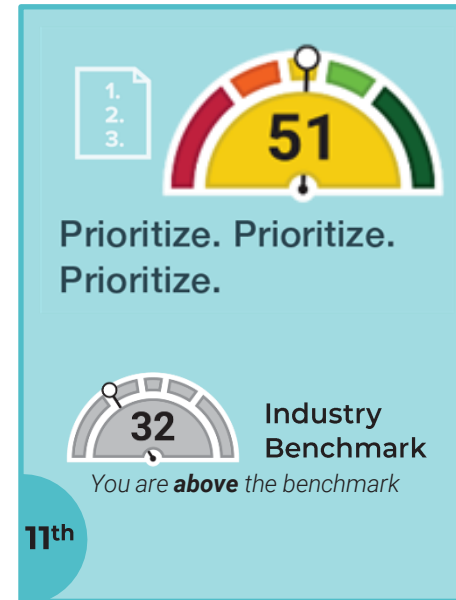


VALUE-BASED DELIVERY




Observations of Note:

1. Lorem ipsum dolor sit amet, consectetur adipiscing elit. Aliquam id vestibulum nunc. Aliquam erat volutpat. In ornare purus non ipsum placerat dictum a sit amet urna. Lorem ipsum dolor sit amet, consectetur adipiscing elit.
2. Donec lobortis, mauris eget tincidunt ultricies, tellus sem lobortis quam, vel convallis tortor orci vitae lectus.



Observations of Note:

1. Lorem ipsum dolor sit amet, consectetur adipiscing elit. Aliquam id vestibulum nunc. Aliquam erat volutpat. In ornare purus non ipsum placerat dictum a sit amet urna. Lorem ipsum dolor sit amet, consectetur adipiscing elit.
2. Donec lobortis, mauris eget tincidunt ultricies, tellus sem lobortis quam, vel convallis tortor orci vitae lectus.



Observations of Note:

1. Lorem ipsum dolor sit amet, consectetur adipiscing elit. Aliquam id vestibulum nunc. Aliquam erat volutpat. In ornare purus non ipsum placerat dictum a sit amet urna. Lorem ipsum dolor sit amet, consectetur adipiscing elit.
2. Donec lobortis, mauris eget tincidunt ultricies, tellus sem lobortis quam, vel convallis tortor orci vitae lectus.



Observations of Note:

1. Lorem ipsum dolor sit amet, consectetur adipiscing elit. Aliquam id vestibulum nunc. Aliquam erat volutpat. In ornare purus non ipsum placerat dictum a sit amet urna. Lorem ipsum dolor sit amet, consectetur adipiscing elit.
2. Donec lobortis, mauris eget tincidunt ultricies, tellus sem lobortis quam, vel convallis tortor orci vitae lectus.



PROFILE STATISTICS & DEMOGRAPHICS

How do we assess business agility?

To understand how people in EXAMPLE behave with agility, ### people responded to the Business Agility Profile survey—randomly selected across all functions and levels. Respondents shared their observations and experiences of culture, processes, and policies against 84 human behaviors that enable modern business capabilities.

Behaviors were measured and cross referenced against each other providing statistical validation.

ROLES	ROLE	RESPONSES	%
	Transformation Staff	#	%
	Senior Leadership / Executive	#	%
	Management	#	%
	Individual Contributor	#	%

Confidence Rating

The Vitals Check report is a cursory summary based on limited data. It is intended to provide general direction.

As such, confidence in the results depends entirely on the people responding the survey. Overall, the small sample size generally means that our confidence in the results isn't high. If this is important to you, upgrade to standard profile.

FUNCTIONS	FUNCTION	RESPONSES	%
	Business Operations	#	%
	Finance	#	%
	HR	#	%
	Delivery	#	%
	Sales & Marketing	#	%
	Information Technology	#	%
	Support & Enablement	#	%



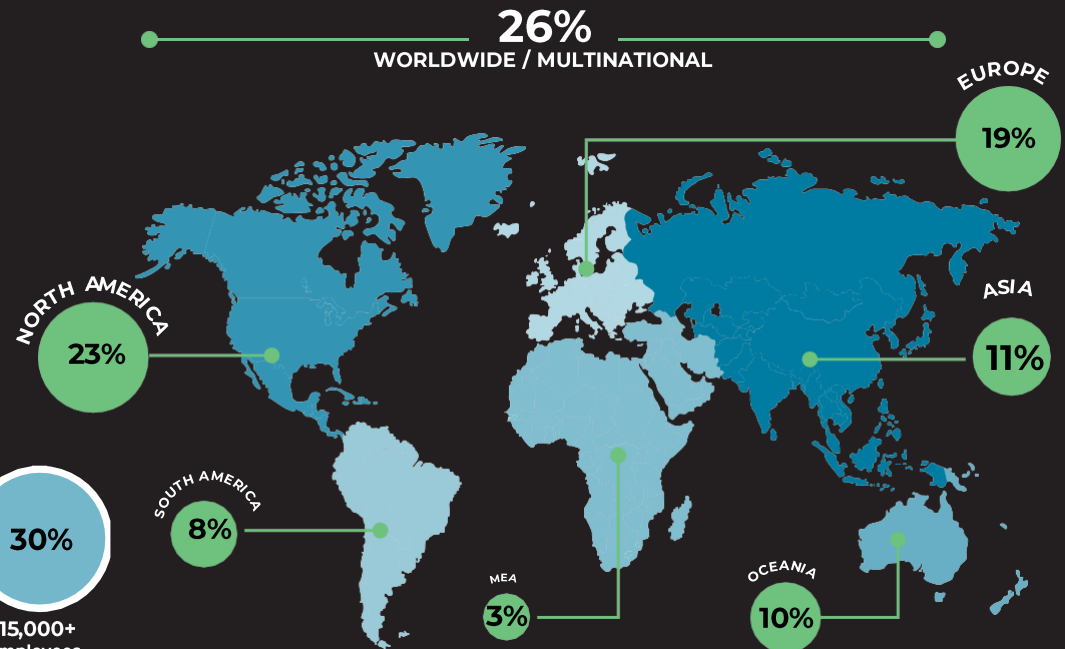
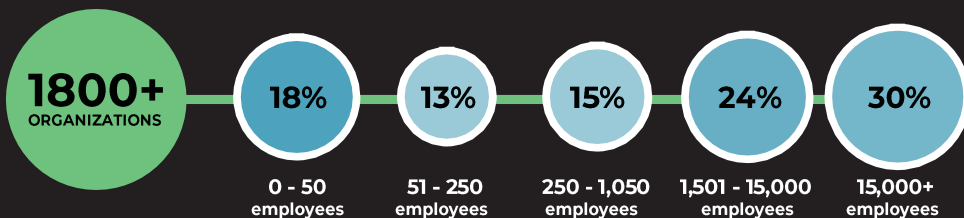
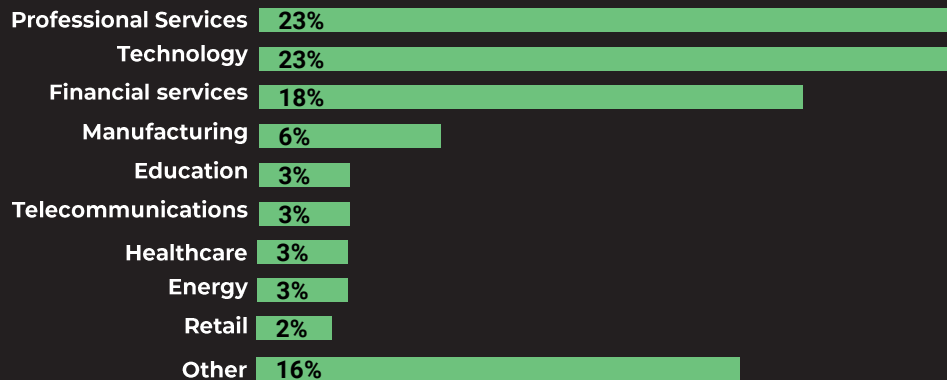
BAI RESEARCH APPROACH & DATA

BEHAVIORAL ANALYSIS

The Business Agility Institute® is a fiercely independent research & advocacy organization for the next generation of companies. Over the last six years, nearly 2,000 companies have taken part in our studies; whether an industry trend analysis, grounded-theory behavioral evaluation, or private commissioned research.

These insights provide your organization with the cutting-edge resources and knowledge to succeed on your business agility journey. ***No matter what the future brings.***

Previous Reports Include...





BUSINESS AGILITY INSTITUTE

Become a member today...
hello@BusinessAgility.Institute

The **Business Agility Institute** is a **fiercely independent** research & advocacy organization for the next generation of companies. We drive industry change through applied research, pragmatic guidance, and building networks of individuals and organizations.

Organizations need to be prepared to take a hard look at themselves in order to become better, more competitive, places to work.

To support you on this journey, our research focuses on these areas of your organization;

- Organizational Performance & Productivity
- Behavioral Transformation
- Emerging Business Capabilities
- Industry Trends

Our goal is the success of our members, **no matter what the future brings.**

5900+
Members



80+
Countries



480+
Publications



The Business Agility Institute® is a community of businesses, change agents, and leaders joining together to create a better future of work.

We support organizations, teams, and individuals breaking away from traditional business models by providing the primary research, connections, information, insights, and inspiration required to try something different and embrace a customer-driven world of fast-paced change.

